

EULV™ ONE

Lentiviral Packaging System

Simplify Lentiviral Packaging
with ONE Plasmid



Lentiviral vectors (LVVs) have become a cornerstone of gene and cell therapy research due to their unique ability to deliver genes stably and efficiently into both dividing and non-dividing mammalian cells. These properties make lentiviral vectors especially valuable in applications like, CAR-T cell engineering, stem cell modification, and vaccine development.

The most common method for producing lentiviral vectors is the 4-plasmid transient transfection system in 293T cells. While widely used, this approach comes with complex transfection workflow, lower packaging efficiency and inconsistent viral titers.

To overcome these challenges, a new lentiviral packaging system, **EuLV™ ONE** Lentiviral Packaging System has been developed to simplify workflows and improve efficiency and titers.

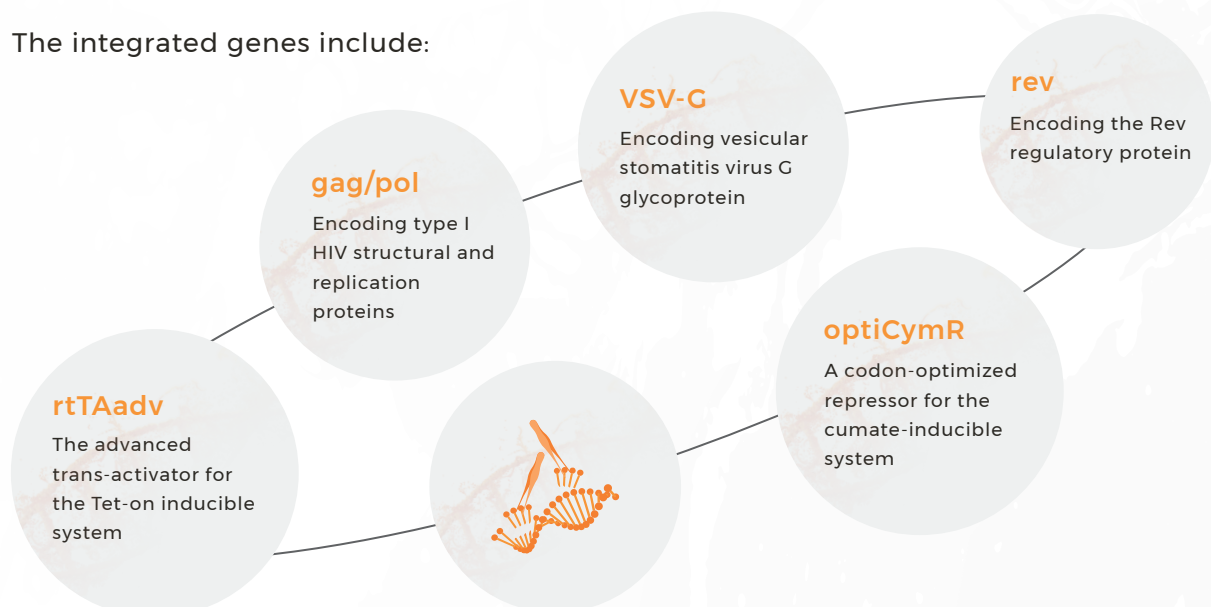
EuLV™ ONE Lentiviral Packaging System

The **EuLV™ ONE** Lentiviral Packaging System is designed for single-plasmid transient transfection using EuLV™ packaging cells. This all-in-one kit includes proprietary EuLV™ Packaging Cells, optimized PEI-based transfection reagent, culture medium, and inducer, all tailored to deliver high viral yields, ease of use, and flexibility.

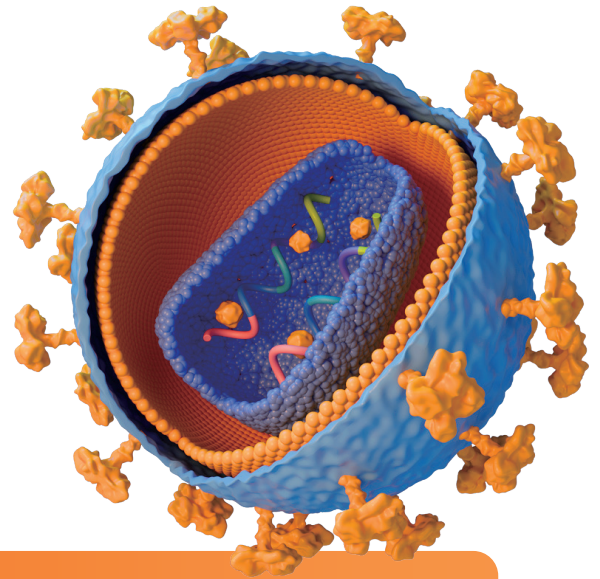
EuLV™ ONE Lentiviral Packaging Cells

EuLV™ Packaging Cells are a clonal derivative of 293T cells, optimized for rapid growth, high transfection efficiency, and robust lentiviral production. Derived from the 293T cell line (ATCC CRL-3216) through single-cell cloning, these cells are engineered to stably integrate essential lentiviral packaging elements into the genome.

The integrated genes include:



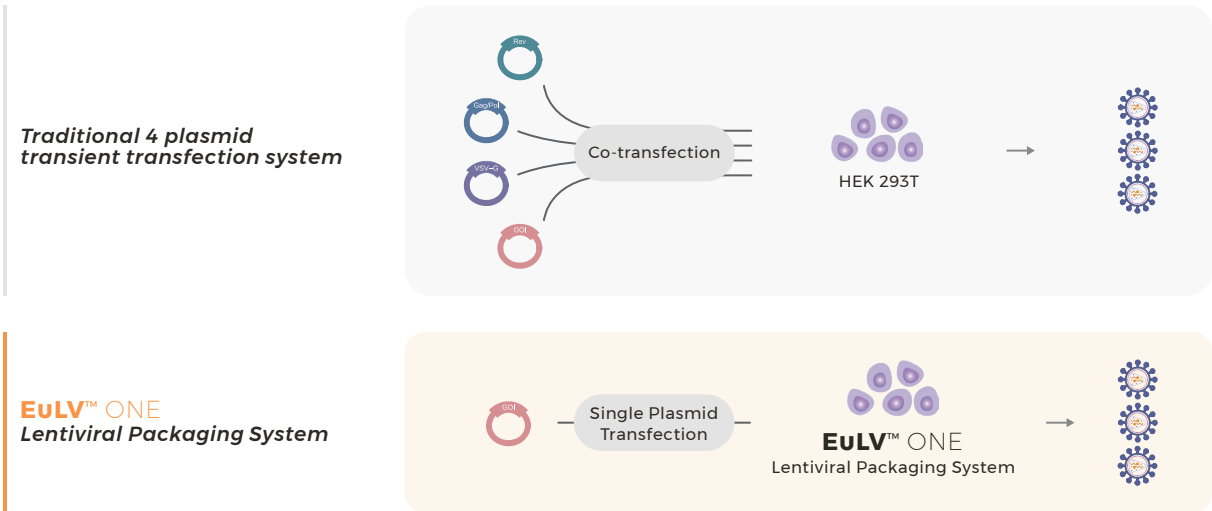
EuLV™ Packaging cells grow to high densities in suspension, with minimal clumping, and are well-suited for PEI-based transfection without requiring a medium exchange step. They support large-volume transfections, facilitating scalable lentivirus production.



EuLV™ ONE Lentiviral Packaging System Advantages

Streamlined workflow

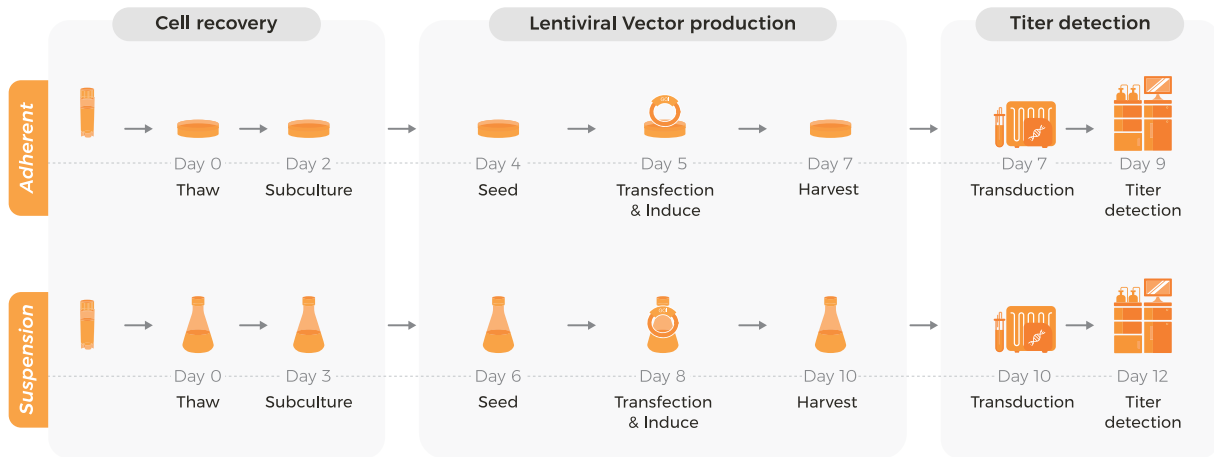
Simply add your gene-of-interest (GOI) plasmid
No optimization or helper plasmids needed



The **EuLV™ ONE** Lentiviral Packaging System simplifies lentiviral vector production by requiring only the addition of your gene-of-interest (GOI) plasmid, no need for additional helper plasmids or transfection optimization. This plug-and-play approach accelerates setup and reduces variability, enabling consistent, high-efficiency results with minimal hands-on time.

Flexible format

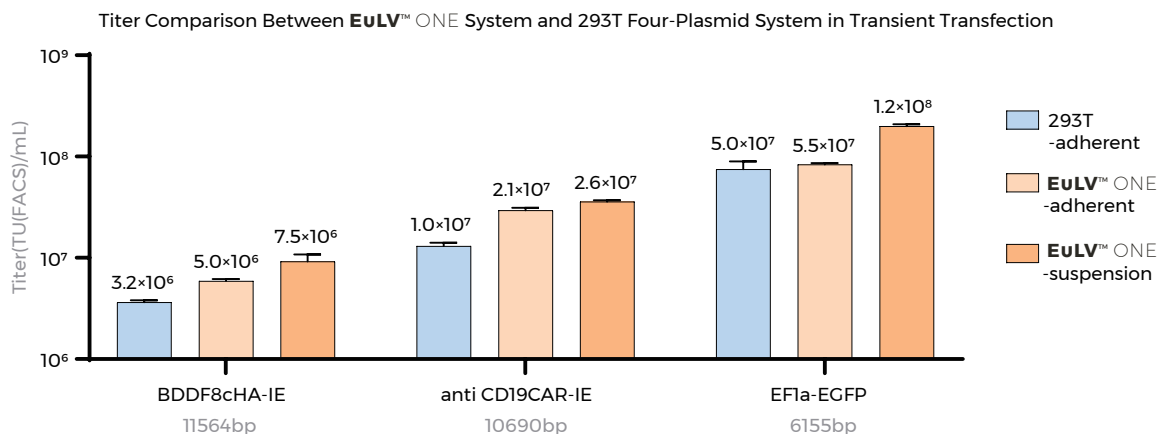
Compatible with both adherent and suspension culture systems



The **EuLV™ ONE** Lentiviral Packaging System offers adherent format and suspension format to support different research workflows. In the adherent format, EuLV™ packaging cells are seeded in 10 cm culture dishes. Following transfection, the medium is replaced with one containing the EuLV Inducer, and the cells are cultured to produce lentiviral vectors. In the suspension format, cells are cultured in 125 mL shake flasks. After transfection, the EuLV Inducer is added directly, and viral vectors are harvested from the culture. The suspension workflow typically yields higher viral titers. Both formats are streamlined and user-friendly, enabling efficient lentiviral vector production with minimal optimization required.

High-yield production

Achieve high-titer lentivirus supernatant



EuLV™ ONE lentiviral packaging system consistently produces higher titers across all tested GOIs, highlighting its superior performance over the traditional 293T system.

EuLV™ ONE Lentiviral Packaging System Specifications

The **EuLV™ ONE** Lentiviral Packaging System is available in two formats, adherent and suspension to accommodate different research environments and workflows. The adherent kit is designed for use with your own culture medium and does not include medium components, while the suspension kit comes with a serum-free medium optimized for high-yield viral production. Each kit provides all the necessary components to generate approximately 300ml of lentiviral supernatant.

EuLV™ ONE

Lentiviral Packaging Kit (Adherent)

Catalog No. G1001

Component	Catalog No.	Amount	Storage Condition	Transport Condition
EuLV™ ONE Packaging Cell Line	G2001	1mL×3	Liquid nitrogen	Dry Ice Packs
EuLV™ ONE Lentiviral Vector Backbone Plasmid	G4001	50µL×1	-20°C	Dry Ice Packs
EuLV™ ONE Lentiviral Vector EGFP Plasmid	G4002	500µL×1	-20°C	Dry Ice Packs
Polybrene	G50011	500µL×1	-20°C	Dry Ice Packs
EuLV Inducer, adherent	G50022	30mL×1	-20°C	Dry Ice Packs
Transfection Reagent	G50041-1	500µL×5	2°C to 8°C Protected from light	Ice Packs

EuLV™ ONE

Lentiviral Packaging Kit (Suspension)

Catalog No. G1002

Component	Catalog No.	Amount	Storage Condition	Transport Condition
EuLV™ ONE Packaging Cell Line	G2001	1mL×3	Liquid nitrogen	Dry Ice Packs
EuLV™ ONE Lentiviral Vector Backbone Plasmid	G4001	50µL×1	-20°C	Dry Ice Packs
EuLV™ ONE Lentiviral Vector EGFP Plasmid	G4002	500µL×1	-20°C	Dry Ice Packs
Polybrene	G50011	500µL×1	-20°C	Dry Ice Packs
EuLV PCL Inducer, suspension	G50051	30mL×1	-20°C	Dry Ice Packs
Transfection Reagent	G50041-1	500µL×5	2°C to 8°C Protected from light	Ice Packs

Medium

Component	Catalog No.	Amount	Storage Condition	Transport Condition
EuLV Medium I	G50031	1000mL×1	2°C to 8°C Protected from light	Ice Packs



Shenzhen Eureka Biotechnology Co., Limited

Tel: +86-755-86562586

E-mail: enquiry@eurekabio.com

Add: 8F, City Garden Cyberport Building, No.1079 Nantai Street, Nanshan District, Shenzhen, China