

# EULV ONE™

## Lentiviral Packaging System

Simplify Lentiviral Packaging  
with ONE Plasmid



Lentiviral vectors (LVVs) have become a cornerstone of gene and cell therapy research due to their unique ability to deliver genes stably and efficiently into both dividing and non-dividing mammalian cells. These properties make lentiviral vectors especially valuable in applications like, CAR-T cell engineering, stem cell modification, and vaccine development.

The most common method for producing lentiviral vectors is the 4-plasmid transient transfection system in 293T cells. While widely used, this approach comes with complex transfection workflow, lower packaging efficiency and inconsistent viral titers.

To overcome these challenges, a new lentiviral packaging system, **EuLV ONE™** Lentiviral Packaging System has been developed to simplify workflows and improve efficiency and titers.

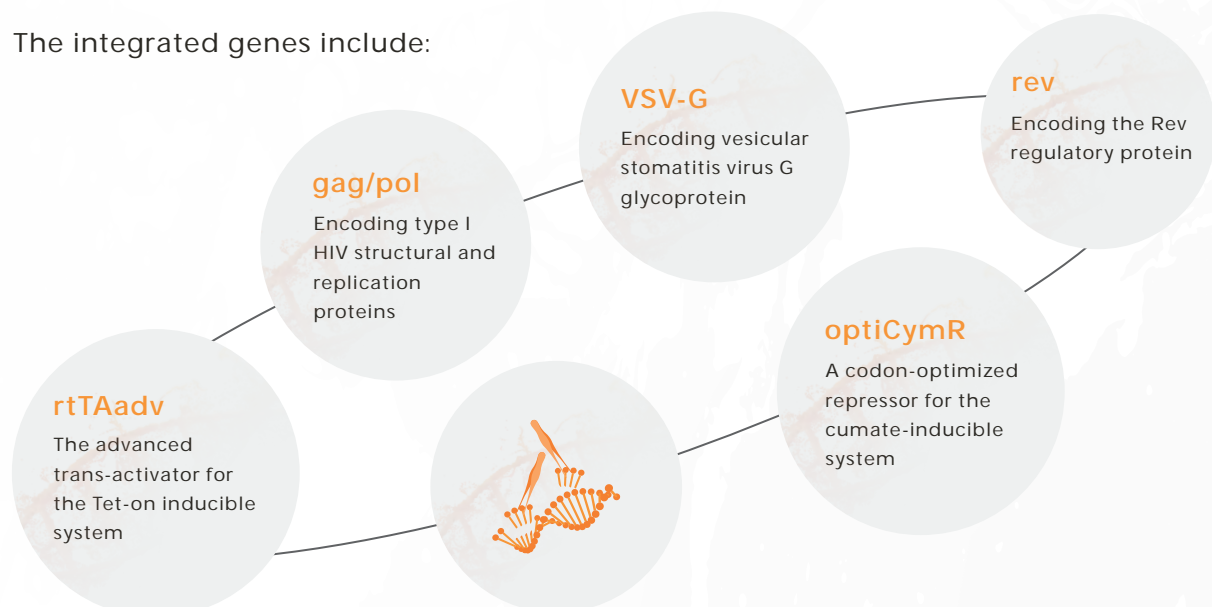
## EuLV ONE™ Lentiviral Packaging System

The **EuLV ONE™** Lentiviral Packaging System is designed for single-plasmid transient transfection using EuLV™ packaging cells. This all-in-one kit includes proprietary EuLV™ Packaging Cells, optimized PEI-based transfection reagent, culture medium, and inducer, all tailored to deliver high viral yields, ease of use, and flexibility.

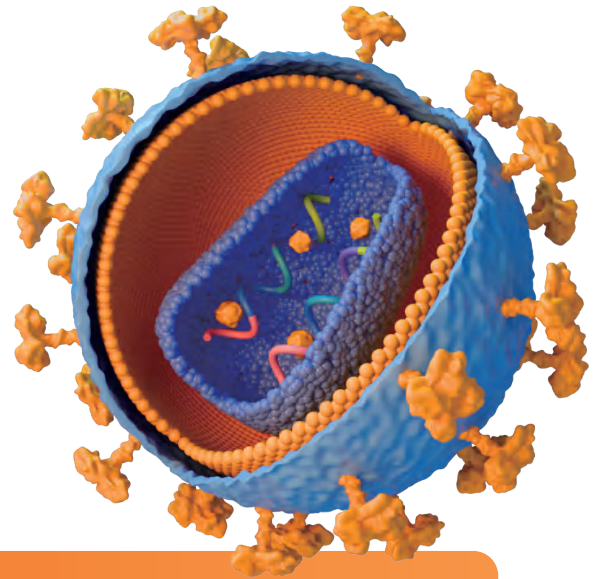
## EuLV ONE™ Lentiviral Packaging Cells

EuLV™ Packaging Cells are a clonal derivative of 293T cells, optimized for rapid growth, high transfection efficiency, and robust lentiviral production. Derived from the 293T cell line (ATCC CRL-3216) through single-cell cloning, these cells are engineered to stably integrate essential lentiviral packaging elements into the genome.

The integrated genes include:



EuLV™ Packaging cells grow to high densities in suspension, with minimal clumping, and are well-suited for PEI-based transfection without requiring a medium exchange step. They support large-volume transfections, facilitating scalable lentivirus production.

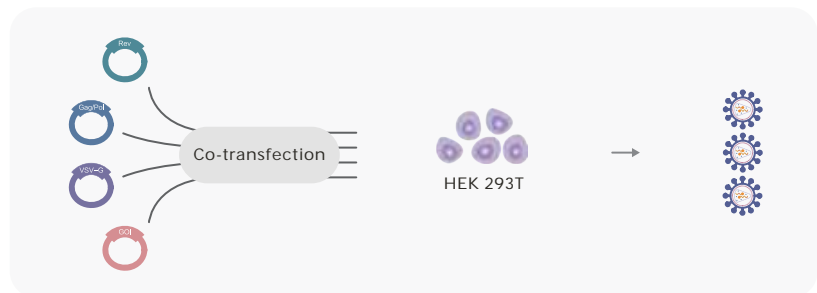


## EuLV ONE™ Lentiviral Packaging System Advantages

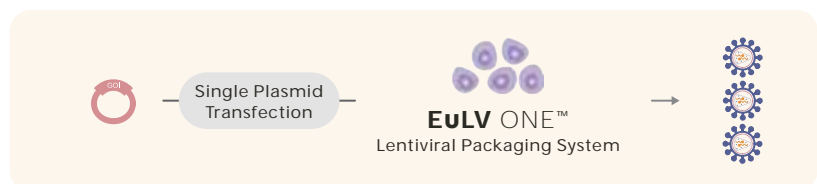
### Streamlined workflow

Simply add your gene-of-interest (GOI) plasmid  
No optimization or helper plasmids needed

*Traditional 4 plasmid  
transient transfection system*



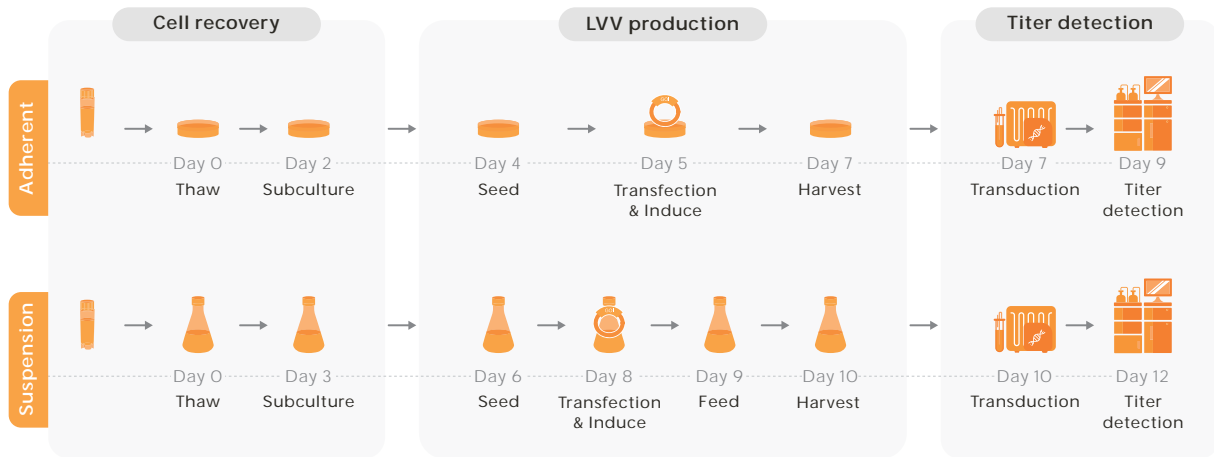
**EuLV ONE™**  
*Lentiviral Packaging System*



The **EuLV ONE™** Lentiviral Packaging System simplifies lentiviral vector production by requiring only the addition of your gene-of-interest (GOI) plasmid, no need for additional helper plasmids or transfection optimization. This plug-and-play approach accelerates setup and reduces variability, enabling consistent, high-efficiency results with minimal hands-on time.

## Flexible format

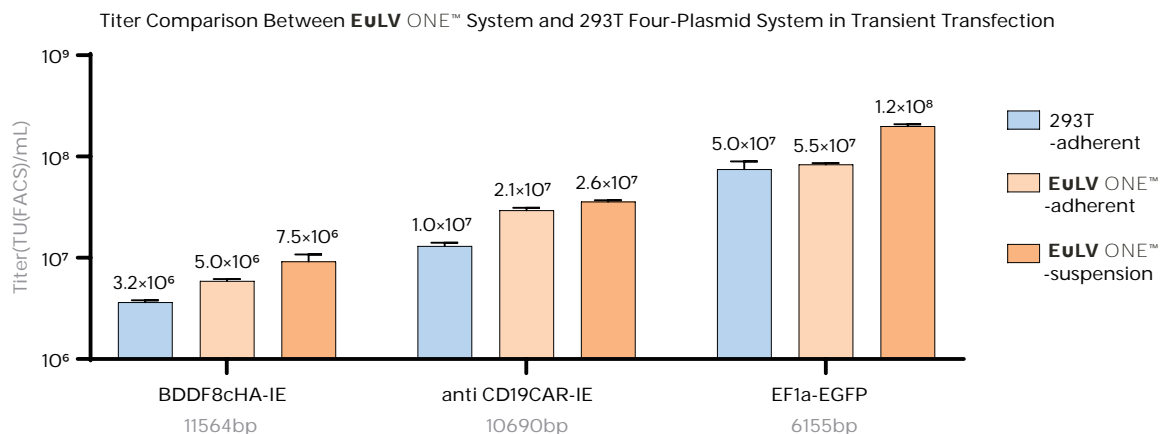
Compatible with both adherent and suspension culture systems



The **EuLV ONE™** Lentiviral Packaging System offers adherent format and suspension format to support different research workflows. In the adherent format, EuLV™ packaging cells are seeded in 10 cm culture dishes. Following transfection, the medium is replaced with one containing the EuLV Inducer, and the cells are cultured to produce lentiviral vectors. In the suspension format, cells are cultured in 125 mL shake flasks. After transfection, the EuLV Inducer is added directly, and viral vectors are harvested from the culture. The suspension workflow typically yields higher viral titers. Both formats are streamlined and user-friendly, enabling efficient lentiviral vector production with minimal optimization required.

## High-yield production

Achieve high-titer lentivirus supernatant



**EuLV ONE™** lentiviral packaging system consistently produces higher titers across all tested GOIs, highlighting its superior performance over the traditional 293T system.

## EuLV ONE™ Lentiviral Packaging System Specifications

The **EuLV ONE™** Lentiviral Packaging System is available in two formats, adherent and suspension to accommodate different research environments and workflows. The adherent kit is designed for use with your own culture medium and does not include medium components, while the suspension kit comes with a serum-free medium optimized for high-yield viral production. Each kit provides all the necessary components to generate approximately 300ml of lentiviral supernatant.

### EuLV ONE™

#### Lentiviral Packaging Kit (Adherent)

*Catalog No. G1001*

Component	Catalog No.	Amount	Storage Condition	Transport Condition
<b>EuLV ONE™</b> Packaging Cell Line	G2001	1mL×3	Liquid nitrogen	Dry Ice Packs
<b>EuLV ONE™</b> Lentiviral Vector Backbone Plasmid	G4001	50μL×1	-20°C	
<b>EuLV ONE™</b> Lentiviral Vector EGFP Plasmid	G4002	500μL×1		
Polybrene	G50011	500μL×1		
EuLV Inducer, adherent	G50022	30mL×1		
Transfection Reagent	G50041	500μL×5	2°C to 8°C Protected from light	Ice Packs

### EuLV ONE™

#### Lentiviral Packaging Kit (Suspension)

*Catalog No. G1002*

Component	Catalog No.	Amount	Storage Condition	Transport Condition
<b>EuLV ONE™</b> Packaging Cell Line	G2001	1mL×3	Liquid nitrogen	Dry Ice Packs
<b>EuLV ONE™</b> Lentiviral Vector Backbone Plasmid	G4001	50μL×1	-20℃	
<b>EuLV ONE™</b> Lentiviral Vector EGFP Plasmid	G4002	500μL×1		
Polybrene	G50011	500μL×1		
EuLV PCL Inducer, suspension	G50051	30mL×1		
EuLV Medium I	G50031	1000mL×1	2℃ to 8℃ Protected from light	Ice Packs
Transfection Reagent	G50041	500μL×5		



**Shenzhen Eureka Biotechnology Co., Limited**

Tel: +86-755-86562586

E-mail: [enquiry@eurekabio.com](mailto:enquiry@eurekabio.com)

Add: 8F, City Garden Cyberport Building, No.1079 Nanhai Street, Nanshan District, Shenzhen, China